

CONFIGURING THE QSYNC CLIENT

ON MAC

www.qaleido.com

CREDITS

Copyright/Disclaimer

Import Outlook data into Qaleido Communications

V1.5 (English)

Document info:

Version: V1.5 (English)

Date: 3 November 2011

pages: 19

Copyright 2006-2011 S.C. Team Qaleido Software S.r.l..

No part of this manual may be published, redistributed or copied in any form whatsoever, by offset press, photocopy, microfilm or by any other means, either electronic, digital or optical, without the prior consent of the author(s) and publisher. This copyright restriction includes the reproduction and dissemination of any part or parts of the manual for use by an enterprise, organization or institution or by any private person except for personal use or for study of a strictly private nature, or by any news media, illustrated journal, periodical or magazine, either in digital form, online or otherwise, including broadcasting media. All rights reserved.

Concerning the information contained in this manual, utmost care is taken to get the information as accurately as possible. S.C. Team Qaleido Software S.r.l. cannot be held responsible or liable for any erroneous information contained in this manual.

Trademarks

Microsoft, MS-DOS, Windows, Windows Vista, Windows NT, Windows Server, Windows Mobile, ActiveSync, Windows Media, Excel, Internet Explorer, MSN, Outlook, PowerPoint and Word are registered trademarks of Microsoft Corporation in the United States and/or other countries.

Java, J2ME and all other Java based trademark are registered trademarks of Sun Microsystems, Inc. in the United States and/or other countries.

Google is a registered trademark of Google, Inc. in the United States and/or other countries.

Qaleido is a registered trademark of S.C. Team Qaleido Software S.r.l.

Qaleido International B.V.

P.O box 127. 8250 AC Dronten, Netherlands

PHONE +31 321 701 777 | FAX +31 851 030 010 | E-MAIL support@qaleido.com | INTERNET <http://www.qaleido.com>

KvK LELYSTAD 32143209 | BTW-NR NL8201.74.403.B01 | BANK 87.16.04.981 | IBAN NL23 SNSB 0871 6049 81 | BIC SNSBNL2A

QSYNC INSTALL

The QSync installer can be downloaded from Qaleido Communications, Settings/ Tools screen or from the download page on the Qaleido website, www.qaleido.com.

CONFIGURE THE QSYNC ACCOUNT

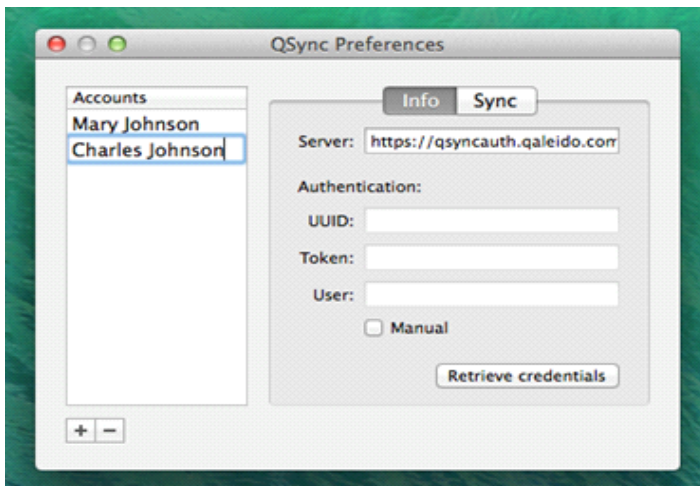
In order to configure your QSync account, follow the next steps:

Press the QSync icon on your device.

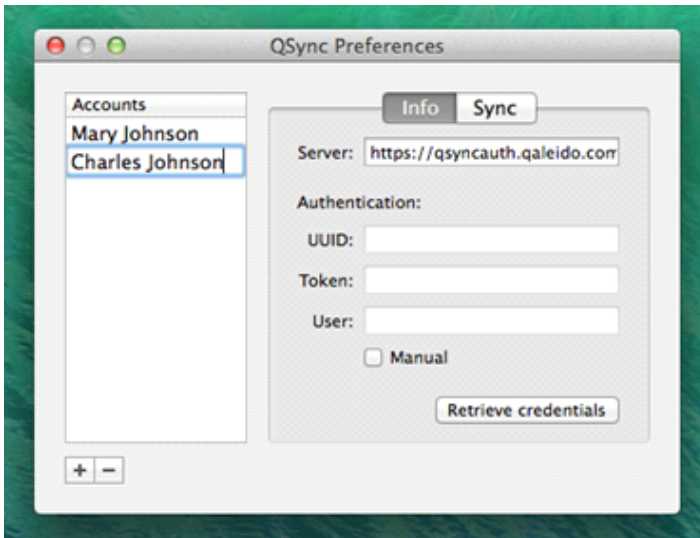


Press Preferences in the menu. The QSync Preferences screen will be displayed.

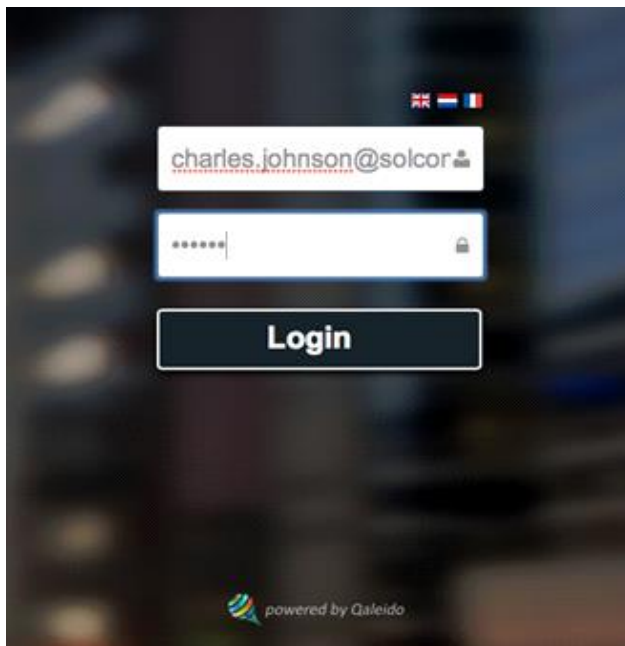
Press the + icon, at the bottom side of the screen, in order to add your qsync account. Fill up a name for the new account and press the Enter key. The new created account will be listed in the Accounts section, in the QSync Preferences screen.



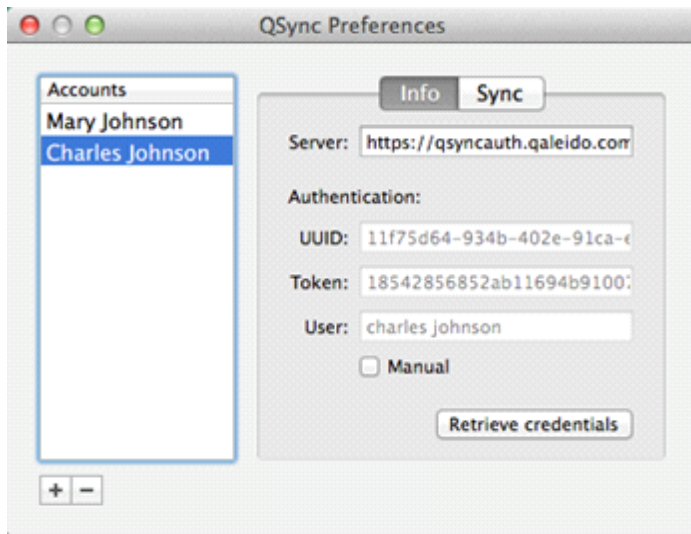
Activate the Info tab in the QSync Preferences screen.



Press the Retrieve credentials button. Authenticate with your username and password as it is displayed in Qaleido, the Settings/ SyncMobile screen. Press the Login button.



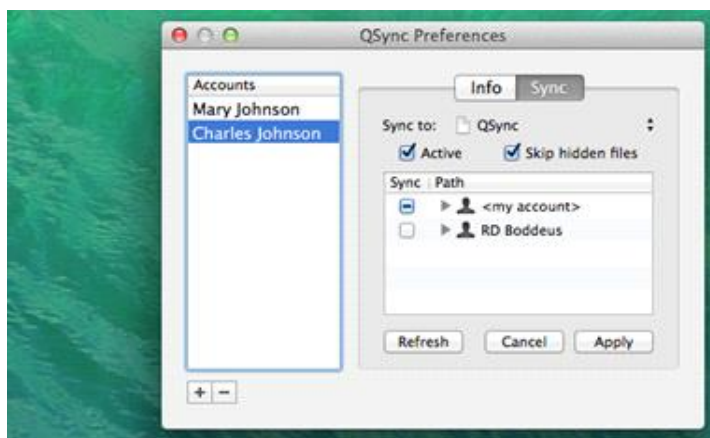
UUID and Token values will be generated for the new account.



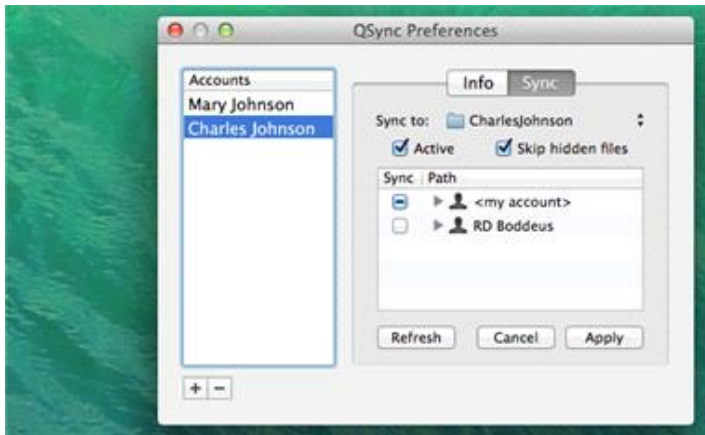
Activate the Sync tab in the Qsync Preferences screen.

Activate the account by checking the Active checkbox.

In the Sync to section, select a folder from your computer, in order to keep locally the user's synchronized folders.



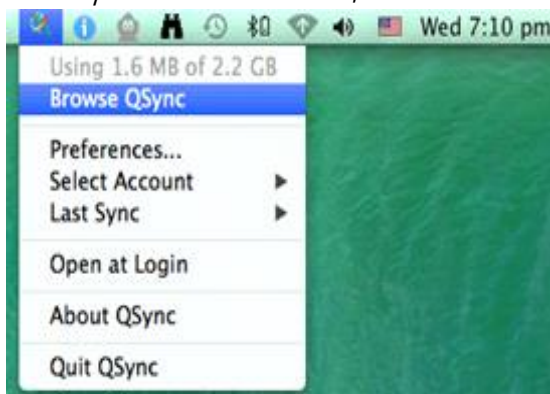
Press the Apply button.



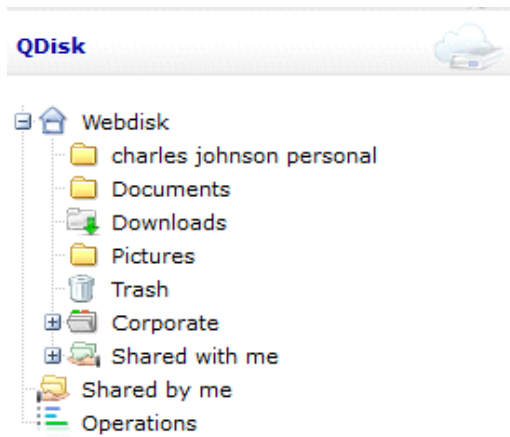
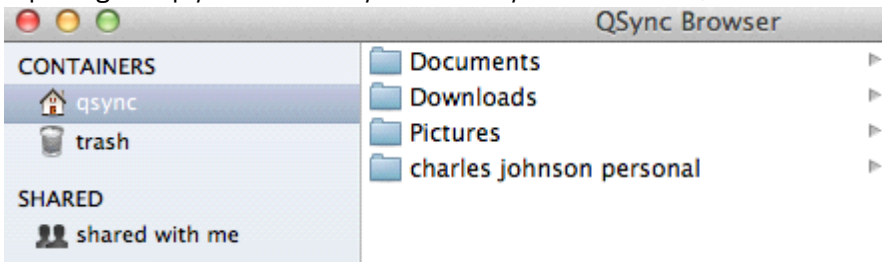
In the main menu of the QSync application, press the Select Account option and check your account from list, in order the synchronization to be processed for it.



To see your account's folders, select the Browse QSync option in the main menu.

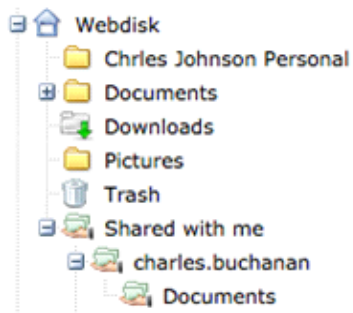



Opening the qsync container you will see your account's QDisk folders tree.



The trash container is the counterpart of the Trash folder from Qaleido and contains all the deleted files/folders from the user's QDisk. The QDisk files/folders can be permanently deleted only when they are deleted from the trash container on the iPad, or from the Trash folder in Qaleido.

The shared with me section contains the QDisk files/folders shared by other users.



Also in case of the administrator/power user types, a Corporate folder will appear in the shared with me container.

